


**SCHS Open Breed Show**



**RANCH SERIES**

# **Sussex County Horse Show**

## **Open Breed Show: Ranch Series**



**April 25, 2026**

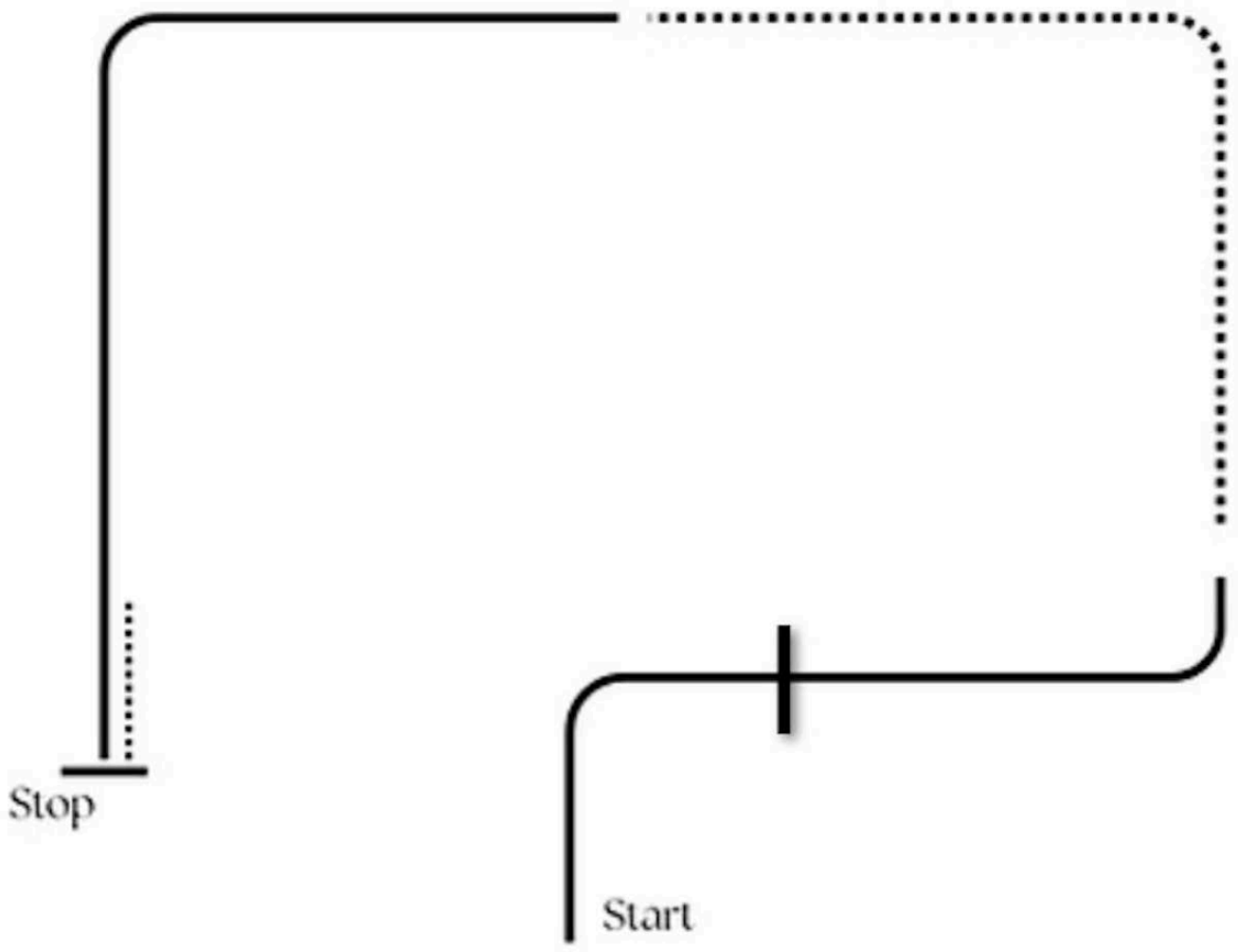


# Sussex County Horse Show

## Open Breed and Ranch Series



Ranch Leadline  
Show Date: 04-25-2026



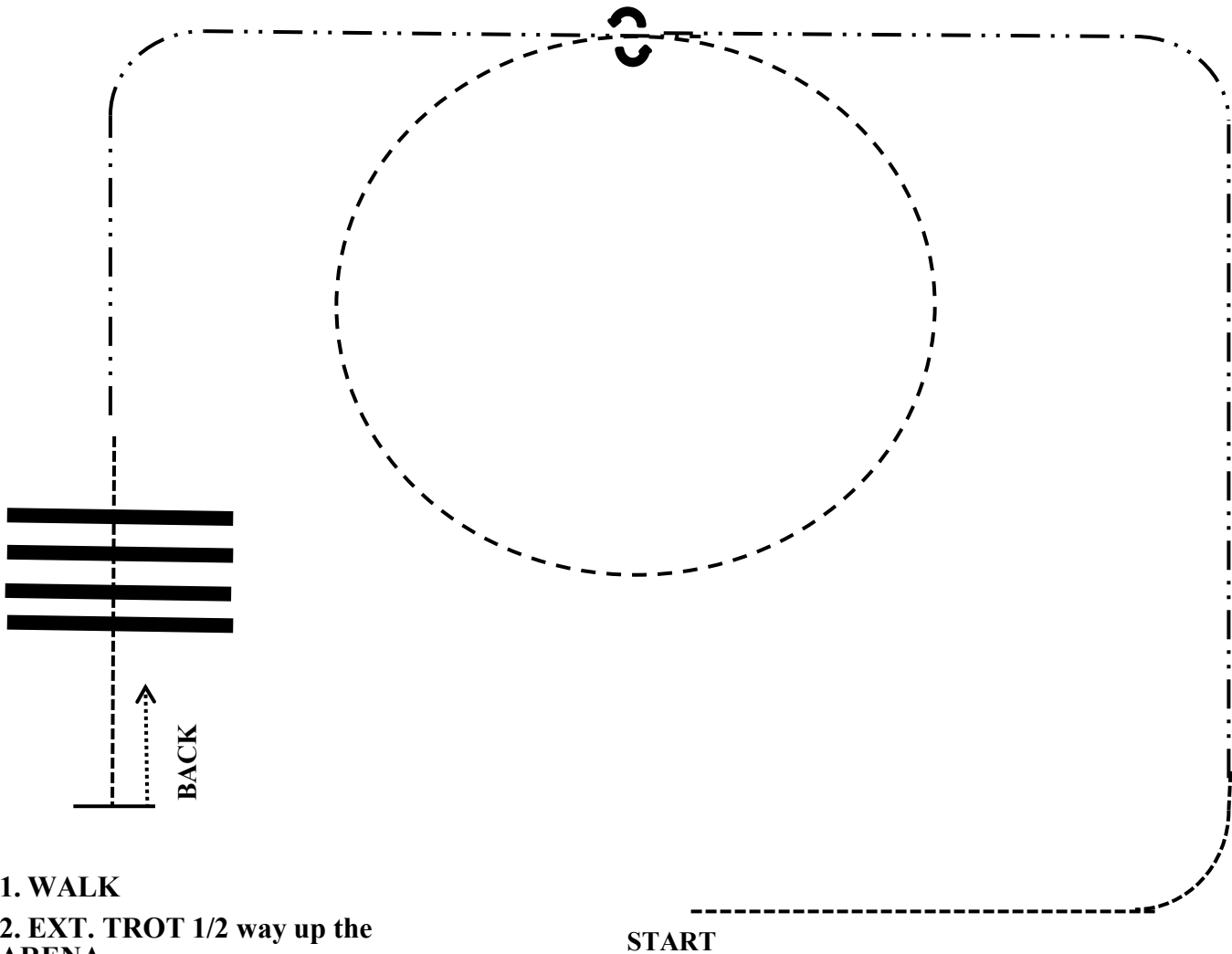
1. Walk
2. Trot to center
3. Walk
4. Stop and back up



# Sussex County Horse Show Open Breed and Ranch Series



Ranch Riding Walk Trot - Pattern 1  
Show Date: 04-25-2026



1. WALK
2. EXT. TROT 1/2 way up the ARENA
3. TURN LEFT EXT. TROT to Center of ARENA
4. TROT CIRCLE to LEFT
5. STOP
6. 360 TURN LEFT
7. EXT. TROT
8. WALK over RAILS
9. STOP / BACK 1 Horse Length

WALK	.....
TROT	-----
EXT TROT	-----



# Sussex County Horse Show

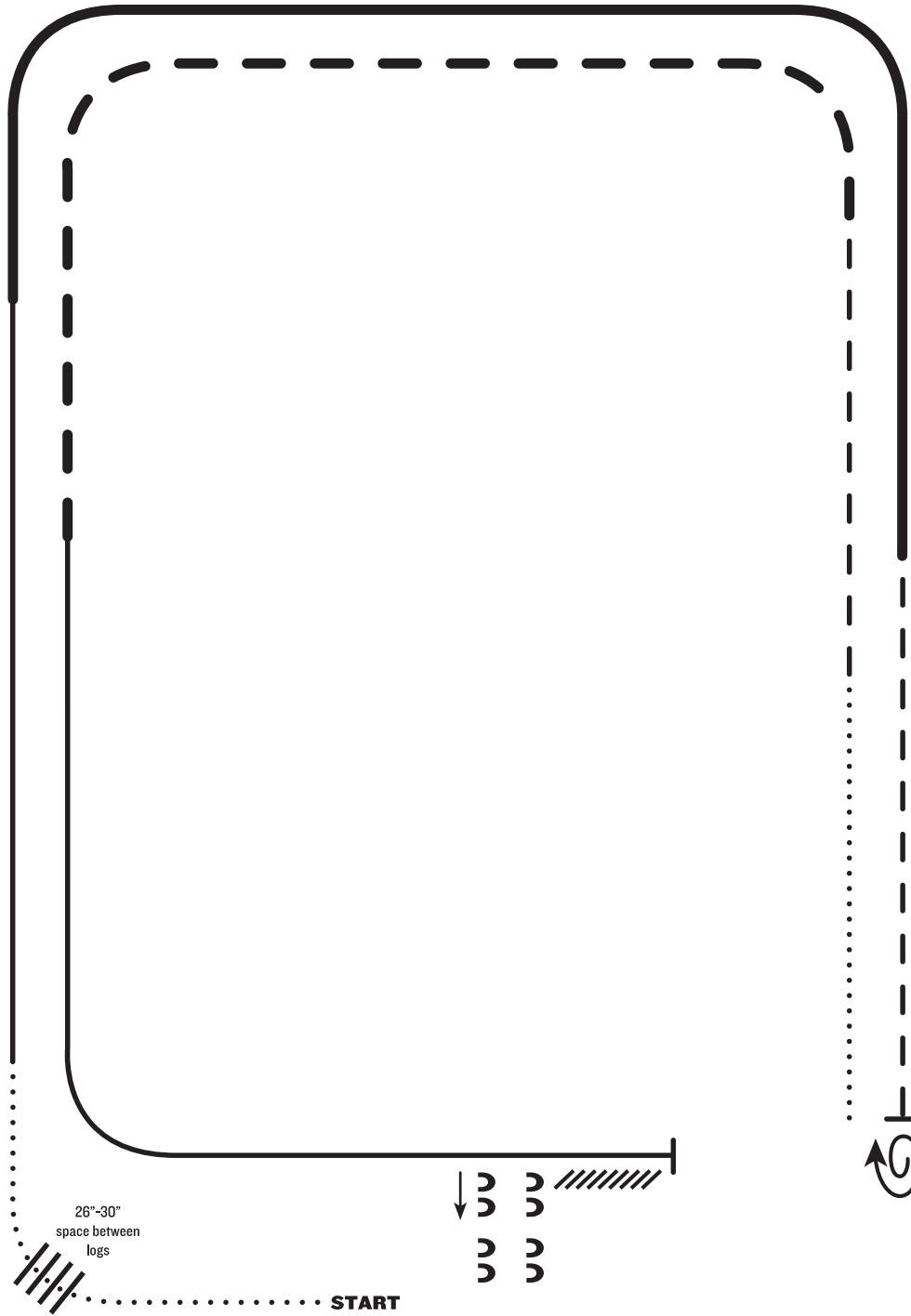
## Open Breed and Ranch Series



### Ranch Riding Walk Trot Lope - Pattern 6

Show Date: 04-25-2026

1. Walk
2. Walk over logs
3. Lope right lead
4. Extended lope right lead
5. Trot
6. Stop, 1 1/2 turn right
7. Walk
8. Trot
9. Extended trot
10. Lope left lead
11. Stop and back
12. Side pass right



LEGEND	
.....	Walk
.....	Extended Walk
- - -	Trot
- - -	Extended Trot
————	Lope
————	Extended Lope
////	Back
\\	Lead Change

Note: The drawn description of this pattern is only intended for the general depiction of the pattern. Exhibitors should utilize the arena space to best exhibit their horses.



# Sussex County Horse Show

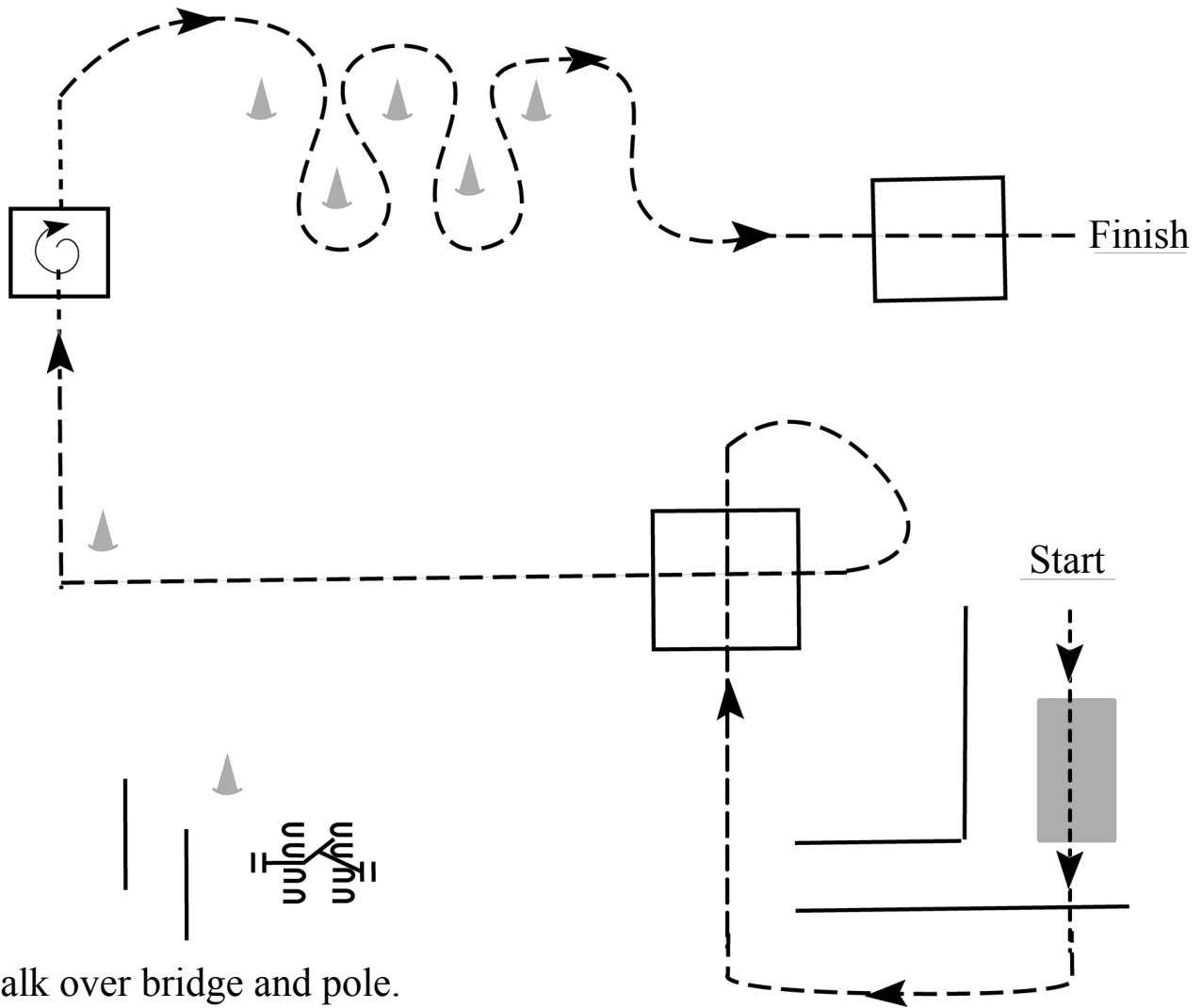
## Open Breed and Ranch Series



Ranch Trail Walk Trot  
 Show Date: 04-25-2026

www.HorseShowPatterns.com

www.HorseShowPatterns.com



1. Walk over bridge and pole.
2. Trot thru box and extend trot to box as shown.
3. Walk into box and perform a full turn right.  
Walk out of box.
4. Trot thru cones.
5. Trot thru box to finish.

<b>Walk</b>	-----
<b>Trot</b>	- . - . - .
<b>Lope</b>	—————
<b>Back</b>	←←←←←
<b>Marker</b>	▲
<b>Sidepass</b>	←-----→

[T/WT-39]



# Sussex County Horse Show

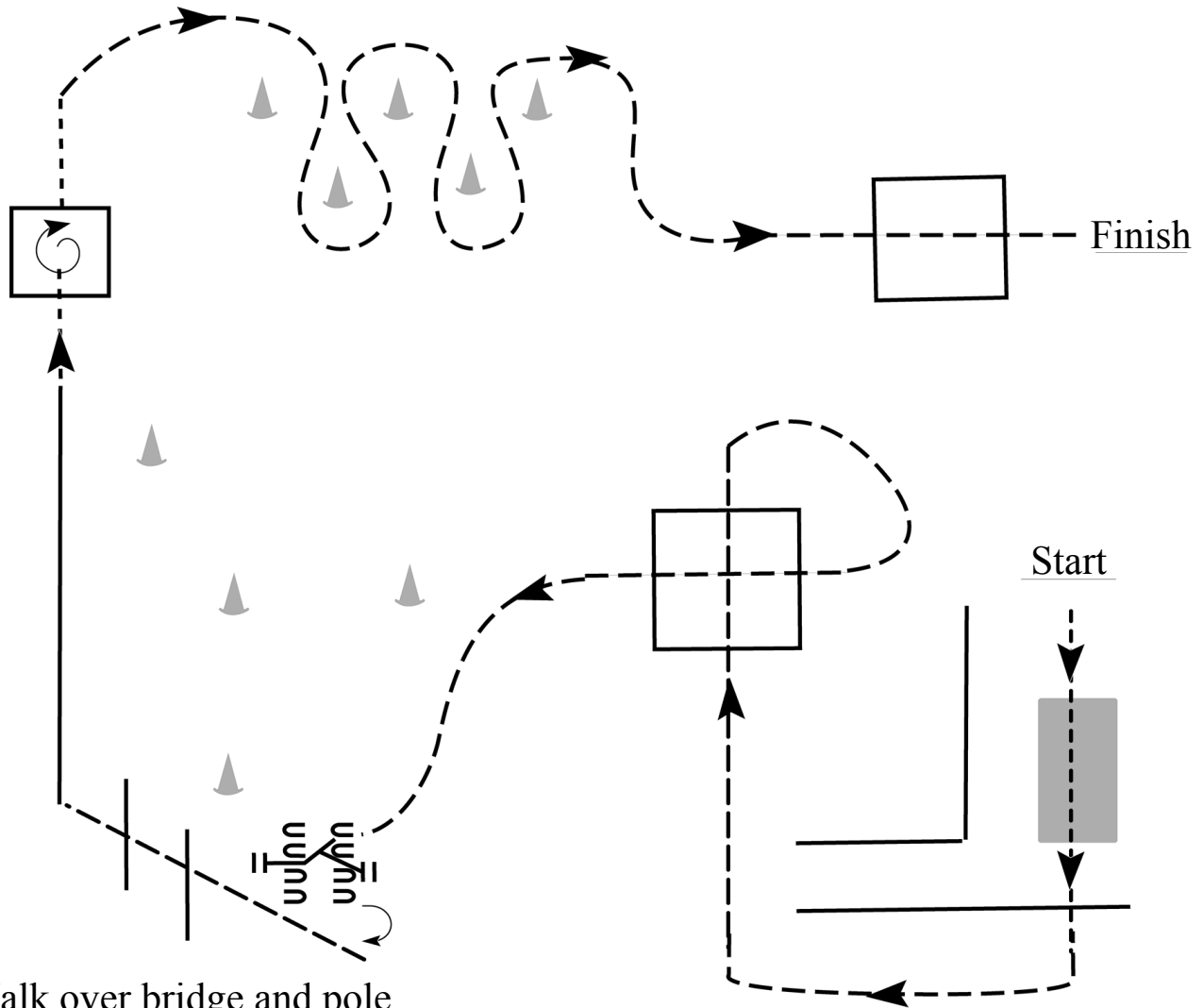
## Open Breed and Ranch Series



Ranch Trail Walk Trot Lope  
 Show Date: 04-25-2026

www.HorseShowPatterns.com

www.HorseShowPatterns.com



1. Walk over bridge and pole.
2. Trot thru box as shown and to gate.
3. Work the push gate and perform a 1/4 turn right. Trot over two poles.
4. Lope on the right lead to box.
5. Walk into box and perform a full turn right. Walk out of box.
6. Trot thru cones, extend trot to box.
7. Trot thru box to finish.

<b>Walk</b>	-----
<b>Trot</b>	- - - - -
<b>Lope</b>	—————
<b>Back</b>	←←←←←
<b>Marker</b>	▲
<b>Sidepass</b>	←-----→

[T/1-39]



# Sussex County Horse Show Open Breed and Ranch Series



Ranch Round Up - Pattern 6  
Show Date: 04-25-2026



Cross start line. Go to Left side of marker as shown. Weave the markers as shown. after passing the last marker Roll Back Left. Then weave markers back and cross finish line

**KNOCK DOWN** of any obstacle 5 sec. penalty  
**DISQUALIFICATION** : Off course, walk trot entries Loping more than 3 strides.

